

### 860 TO 960 MHZ NLOS YAGI ANTENNA

The NLOS series antenna system offered by Laird Technologies is constructed of stainless steel for outstanding service life. Individual elements are welded to the main beam for permanent attachment. Welded elements give more consistent signal performance because they ensure high conductivity across the antenna surface. These antennas have high gain and good front to back performance to minimize external interference. They can be mounted in vertical or horizontal polarization. They come standard with an 18" pigtail cable terminated with an N female connector. Other connector types are available upon request.

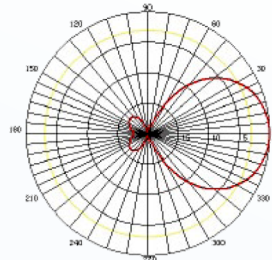
#### FEATURES

- High-gain directional antenna
- Available in 9, 11, and 13dBi gain models
- Stainless steel construction, low wind loading
- Simple installation - vertical or horizontal polarization
- 18" pigtail with type N female connector standard
- DC ground for lightning protection

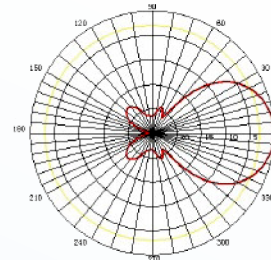
#### MARKETS

- 900 MHz ISM band applications
- Non line-of-sight applications
- WISP CPE equipment
- Cellular applications

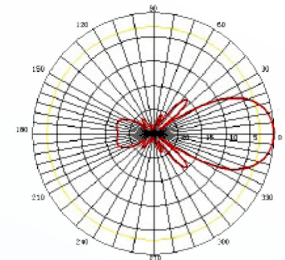
#### ANTENNA PATTERNS



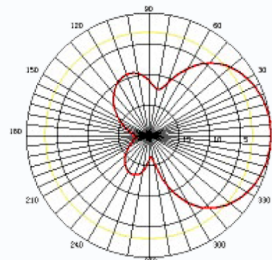
**YA9-9  
E-Plane**



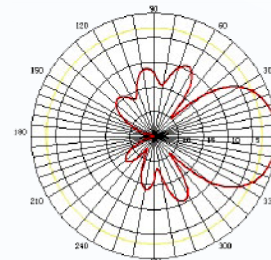
**YA9-11  
E-Plane**



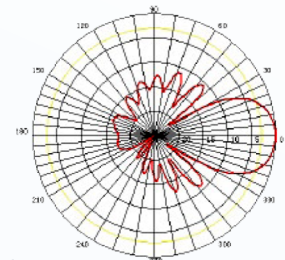
**YA9-13  
E-Plane**



**YA9-9  
H-Plane**



**YA9-11  
H-Plane**



**YA9-13  
H-Plane**

global solutions: local support™

Americas: +1.847.839.6907  
IAS-AmericasEastSales@lairdtech.com

Europe: +1.32.80.7866.12  
IAS-EUSales@lairdtech.com

Asia: +1.65.6.243.8022  
IAS-AsiaSales@lairdtech.com

[www.lairdtech.com](http://www.lairdtech.com)

### SPECIFICATIONS

PARAMETER	YA9-9	YA9-11	YA9-13
Frequency range	860 - 960 MHz	860 - 960 MHz	860 - 960 MHz
VSWR	1.5:1	1.5:1	1.5:1
Impedance	50 ohm	50 ohm	50 ohm
Input power	100 watts	100 watts	100 watts
Pole size	1" to 2" (25 to 51 mm)	1" to 2" (25 to 51 mm)	1" to 2" (25 to 51 mm)
Operating temperature	-45° to +70°C	-45° to +70°C	-45° to +70°C
Rated wind velocity	125 mph (56 m/sec)	125 mph (56 m/sec)	125 mph (56 m/sec)
Gain	9 dB	11 dB	13 dB
Number of elements	5	8	15
Beamwidth	53°	50°	30°
Front to back	> 14 dB	> 15 dB	> 18 dB
Weight	1.9 lbs (0.7 kg)	2.4 lbs (0.9 kg)	3.3 lbs (1.25 kg)
Length dimension element width ~ 6" (152 mm)	19.7"(0.5 m)	35.4"(0.9 m)	57"(1.45 m)

### WIND LOADING (LBS.)

MODEL	SQ. IN	100 MPH	125 MPH	100 MPH WITH ½" RADIAL ICE
YA9-9	19	4.75 lbs	7.42 lbs	8 lbs
YA9-11	29	7.25 lbs	11.3 lbs	12 lbs
YA9-13	45	11.3 lbs	17.6 lbs	21 lbs

### SYSTEM ORDERING

YA9-9	9dB NLOS series 900MHz Yagi antenna with N female connector
YA9-11	11dB NLOS series 900MHz Yagi antenna with N female connector
YA9-13	13dB NLOS series 900MHz Yagi antenna with N female connector

### NOTES

- All shipments F.O.B. Schaumburg, IL 60173

ANT-DS-YA9 0410

Any information furnished by Laird Technologies, Inc. and its agents is believed to be accurate and reliable. All specifications are subject to change without notice. Responsibility for the use and application of Laird Technologies materials rests with the end user, since Laird Technologies and its agents cannot be aware of all potential uses. Laird Technologies makes no warranties as to the fitness, merchantability or suitability of any Laird Technologies materials or products for any specific or general uses. Laird Technologies shall not be liable for incidental or consequential damages of any kind. All Laird Technologies products are sold pursuant to the Laird Technologies Terms and Conditions of sale in effect from time to time, a copy of which will be furnished upon request. © Copyright 2010 Laird Technologies, Inc. All Rights Reserved. Laird, Laird Technologies, the Laird Technologies Logo, and other marks are trade marks or registered trade marks of Laird Technologies, Inc. or an affiliate company thereof. Other product or service names may be the property of third parties. Nothing herein provides a license under any Laird Technologies or any third party intellectual property rights.