


HD SERIES™ HIGH PERFORMANCE DISH ANTENNA

HDDA3W



3300 TO 3800 MHZ HIGH PERFORMANCE DISH ANTENNA

The new HD Series dish antennas offered by Laird Technologies offer the system engineer the best performance available on the market. The antennas meet ETSI EN 302.326-3 DN1-DN5 specifications, the most stringent specifications for point to point backhaul antennas. The unique feed system is available in a single polarization version which can be mounted for either vertical or horizontal polarization. There is also a dual polarized version available for those systems which can utilize dual polarization to increase bandwidth or implement diversity. An optional fiberglass radome is available for added environmental protection.

FEATURES

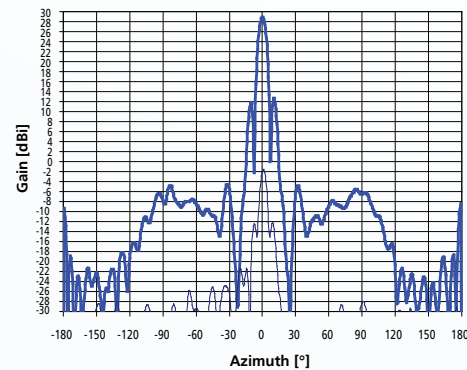
- Wide band operation
- Vertically or horizontally polarized
- Dual horizontal / vertical and dual-slant polarity models available
- Ultralow sidelobes, meets ETSI standards
- Extremely rugged for long service life in extreme environments

MARKETS

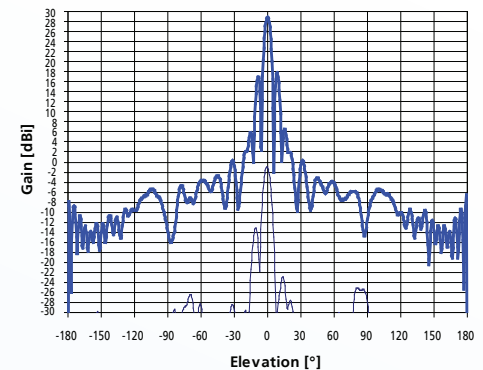
- 802.11 applications
- OFDM systems
- MIMO systems
- Cellular backhaul
- Point-to-point backhaul
- Public safety communications

TYPICAL ANTENNA PATTERNS

3.6GHz H-Plane



3.6GHz E-Plane



global solutions: local support.™

Americas: +1.847.839.6907
IAS-AmericasEastSales@lairdtech.com

Europe: +1.32.80.7866.12
IAS-EUSales@lairdtech.com

Asia: +1.65.6.243.8022
IAS-AsiaSales@lairdtech.com

www.lairdtech.com



Innovative **Technology**
for a **Connected** World

HD SERIES™ HIGH PERFORMANCE DISH ANTENNA

HDDA3W

SPECIFICATIONS

PARAMETER	MIN	TYP	MAX	UNITS
Frequency range (single pol.)	3300		3800	MHz
Frequency range (dual pol.)	3300		3800	MHz
VSWR (single pol.)		1.5:1	1.7:1	
VSWR (dual pol.)		1.5:1	1.8:1	
Impedance		50		OHM
Cross-pol suppression		>30 dB		
Sidelobes		ETSI EN 302.326-3 DN1-DN5		
Input power			100	W
Mechanical downtilt			30	deg
Pole diameter (OD)	2" (50)		4" (101.6)	inch (mm)
Operating temperature	-40		+70	deg C

PARAMETER	HDDA3W-25-xx	HDDA3W-29-xx
Gain	25 dBi	29 dBi
Beamwidth	8.5°	6°
Port-to-port isolation (dual pol.)	>30 dB	>30 dB
Front-to-back	>30 dB	>35 dB
Weight	8 kg	10 kg
Dimensions (diameter)	25.5 (648 mm)	36.5 (927 mm)

SYSTEM ORDERING

HDDA3W-25-SP 25 dBi single polarity with N female connector
 HDDA3W-25-DP 25 dBi dual polarity with N female connector
 HDDA3W-29-SP 29 dBi single polarity with N female connector
 HDDA3W-29-DP 29 dBi dual polarity with N female connector

NOTES

- All shipments F.O.B. Schaumburg, IL 60173

WIND LOADING (LBS.)

MODEL	100MPH	125MPH
HDDA3W-25	113	177
HDDA3W-25 with Radome	75	116
HDDA3W-29	256	400
HDDA3W-29 with Radome	111	174



ANT-DS-HDDA3W 0511

Any information furnished by Laird Technologies, Inc. and its agents is believed to be accurate and reliable. All specifications are subject to change without notice. Responsibility for the use and application of Laird Technologies materials rests with the end user, since Laird Technologies and its agents cannot be aware of all potential uses. Laird Technologies makes no warranties as to the fitness, merchantability or suitability of any Laird Technologies materials or products for any specific or general uses. Laird Technologies shall not be liable for incidental or consequential damages of any kind. All Laird Technologies products are sold pursuant to the Laird Technologies' Terms and Conditions of sale in effect from time to time, a copy of which will be furnished upon request. © Copyright 2010 Laird Technologies, Inc. All Rights Reserved. Laird, Laird Technologies, the Laird Technologies Logo, and other marks are trade marks or registered trade marks of Laird Technologies, Inc. or an affiliate company thereof. Other product or service names may be the property of third parties. Nothing herein provides a license under any Laird Technologies or any third party intellectual property rights.